

Design and Synthesis of Benzoylphenylureas with Fluorinated Substituents on the Aniline Ring as Insect Growth Regulators

Ranfeng Sun, Yuxiu Liu, Yonglin Zhang, Lixia Xiong, and Qingmin Wang*

State Key Laboratory of Elemento-Organic Chemistry, Research Institute of Elemento-Organic Chemistry, Nankai University, Tianjin 300071, People's Republic of China

ABSTRACT: Enormous numbers of synthetic fluorine-containing compounds have been widely used in a variety of fields, especially in drug and pesticide design. To find novel insect growth regulators, a series of benzoylphenylureas with fluorinated substituents were designed and synthesized. The results of larvicidal activities of those novel fluoro-substituted benzoylphenylureas against oriental armyworm and mosquito revealed that most compounds exhibited excellent activities. It is worth mentioning that compounds **3** and **6** exhibited higher activities against oriental armyworm and mosquito than commercial Hexaflumuron. It can be further seen that the insecticidal activities would increase significantly by introducing fluorinated substituents into the structure of the designed benzoylphenylureas.

KEYWORDS: benzoylphenylureas (BPUs), structure–activity relationship, larvicidal activity, insect growth regulator

INTRODUCTION

Food production capacity is faced with an ever-growing number of challenges. Some 20–40% of the world's potential crop production is already lost annually because of the effects of weeds, pests, and diseases (according to the Food and Agriculture Organization of the United Nations or FAO). These crop losses would be doubled if existing pesticide uses were abandoned, significantly raising food prices.¹ The use of pesticides brings numerous benefits and makes a significant contribution to the lifestyles we have come to expect, but pollution and the emergence of pesticide resistance push researchers to develop novel pesticides. The extraordinary potential of fluorine-containing molecules in medicinal chemistry and chemical biology has been recognized. The special nature of fluorine (mimic effect, block effect, steric effect, and inductive effect) imparts a variety of properties to certain pesticides, including enhanced binding interactions, metabolic stability, changes in physical properties, and selective reactivities.^{2–4} It is reported that 30–40% of commercial pesticides contain fluorine atoms.⁵

Insect growth regulators (IGRs), which interrupt or inhibit the life cycle of pests, are low-toxicity pesticides and widely used in integrated pest management (IPM). Benzoylphenylureas (BPUs) are a familiar type of IGRs, which have attracted considerable attention for decades because of their unique mode of action and low toxicity to nontarget organisms (including many beneficial arthropods).^{6–10} More than 20 benzoylphenylureas have been developed as IGRs since Dimilin (diflubenzuron) was introduced to the market in 1972. Most of the commercial BPUs contain fluorine atoms because QSAR studies of BPUs showed that benzoylurea derivatives with a 2,6-difluoro substitution in the benzoyl moiety exhibited much higher larvicidal activity than other substitutions.^{11,12} The substituent changes of aniline ring have been the focus of research on benzoylurea insecticides.^{13–18} Structural comparison of commercial benzoylphenylureas revealed that fluorinated substituents at an anilide moiety could increase the insecticidal

activities and minor structural changes at the anilide moiety could discover novel insecticides as insect growth regulators (Figure 1). Recently, Cao et al. have designed and synthesized a series of novel benzoylphenylurea derivatives (compound **1**) by introducing a heptafluoroisopropyl group into the structure of benzoylphenylurea (Figure 2). They found that compound **2** had better solubility than chlorfluazuron and exhibited similar efficacy comparable with that of hexaflumuron against diamondback moth.¹⁹ In view of the above statement, introducing fluorinated substituents into the structure of benzoylphenylureas would improve the insecticidal activities and solubility. To find novel benzoylurea derivatives, compounds **3–8** were designed and synthesized by introducing fluorinated substituents into the structure of benzoylphenylureas according to substructure linking (Figure 3). Then the larvicidal activities of these novel fluoro-substituted benzoylphenylureas **3–8** against oriental armyworm (*Mythimna separata*) and mosquito (*Culex pipiens pallens*) were evaluated.

MATERIALS AND METHODS

Instruments. ¹H NMR spectra were obtained at 300 MHz using a Bruker AC-P300 spectrometer or at 400 MHz using a Varian Mercury Plus 400 spectrometer in CDCl₃ solution with tetramethylsilane as the internal standard. Chemical shift values (δ) were given in parts per million (δ). Elemental analyses were determined on a Yanaca CHN Corder MT-3 elemental analyzer. The melting points were determined on an X-4 binocular microscope melting point apparatus (Beijing Tech Instruments Co., Beijing, China) and were uncorrected. Yields were not optimized.

Received: November 30, 2010

Revised: January 26, 2011

Accepted: January 31, 2011

Published: March 02, 2011

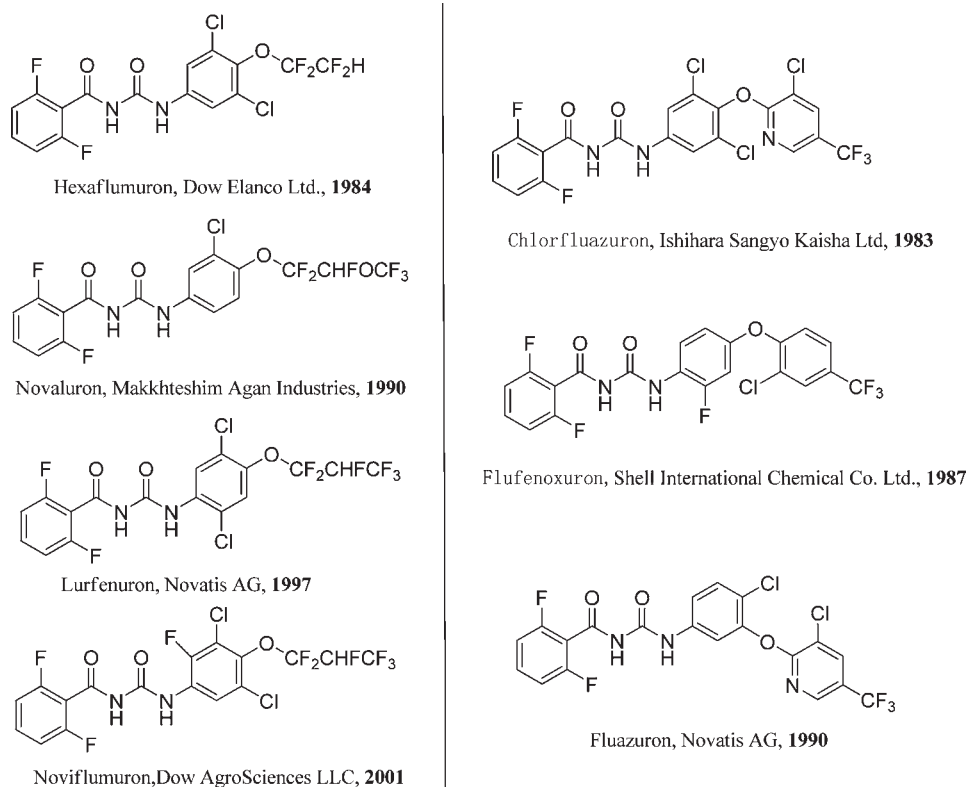


Figure 1. Structures of commercial benzoylphenylureas as insect growth regulators.

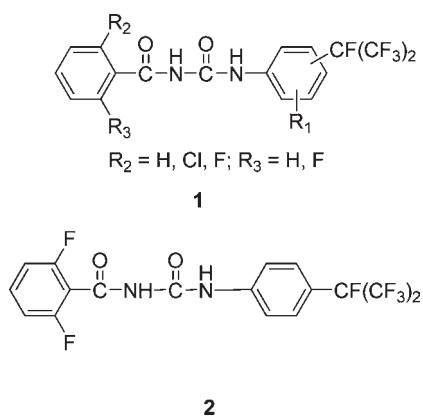


Figure 2. Structures of benzoylphenylureas containing a heptafluoroisopropyl group.

General Synthesis. The reagents were all analytically or chemically pure. All anhydrous solvents were dried and purified by standard techniques prior to use. 2,6-Difluorobenzoyl isocyanate was prepared according to the method of the literature.²⁰

Synthesis of 3,5-Dichloro-4-(1,1,2,2-tetrafluoroethoxy)phenol (3b). To a mixture of water (70 mL) and concentrated sulfuric acid (98%, 15 mL) was added dropwise 3,5-dichloro-4-(1,1,2,2-tetrafluoroethoxy)aniline (**3a**, 3.5 g, 12.59 mmol) at 75–80 °C. When **3a** was dissolved completely, the mixture was cooled to 0 °C, and a solution of NaNO₂ (0.96 g, 13.91 mmol) in water (5 mL) was slowly dropwise added at this temperature. Then the reaction stood at 0 °C for 0.5 h and at 25 °C for another 0.5 h. After the mixture was slowly added to a solution of CuSO₄ (10.0 g, 62.89 mmol) in water (150 mL) at boiling point, the solution was distilled until no oil was produced. The fraction was extracted by ethyl acetate, and the organic layer was dried

over anhydrous magnesium sulfate and filtered. The filtrate was concentrated under reduced pressure to give compound **3b** as a brown oil (1.02 g, 29.0%): ¹H NMR (400 M, CDCl₃) δ 5.30 (br s, 1H, Ar-OH), 6.03 (tt, ³J_{HF} = 3.4 Hz, ²J_{HF} = 53.0 Hz, 1H, CF₂CF₂H), 6.84 (s, 2H, Ar-H).

Synthesis of 1,3-Dichloro-5-(4-nitrophenoxy)-2-(1,1,2,2-tetrafluoroethoxy)benzene (3c). Compound **3b** (0.30 g, 1.08 mmol) and NaOH (0.043 g, 1.08 mmol) were dissolved in DMF (8 mL) and toluene (10 mL), and the mixture was heated to remove moisture by distillation as an azeotrope with toluene. Then 1-chloro-4-nitrobenzene (0.16 g, 1.02 mmol) was added and refluxed for 7 h. When the reaction was complete, DMF was removed and saturated brine water (5 mL) was added. The mixture was extracted by ethyl acetate. The organic layer was dried over anhydrous magnesium sulfate and filtered. The filtrate was concentrated under reduced pressure to give a crude product, which was purified by flash column chromatography on silica gel using a mixture of petroleum ether (60–90 °C) and ethyl acetate (v/v = 20:1) as the eluent to obtain compound **3c** (0.20 g, 49.0%) as a yellow solid: mp 81–82 °C; ¹H NMR (400 M, CDCl₃) δ 6.06 (tt, ³J_{HF} = 3.3 Hz, ²J_{HF} = 52.9 Hz, 1H, CF₂CF₂H), 7.10 (s, 2H, Ar-H), 7.12 (d, ³J_{HH} = 9.2 Hz, 2H, Ar-H), 8.28 (d, ³J_{HH} = 9.2 Hz, 2H, Ar-H).

Synthesis of 4-(3,5-Dichloro-4-(1,1,2,2-tetrafluoroethoxy)phenoxy)aniline (3d). To a solution of CuCl₂·2H₂O (0.04 g, 0.23 mmol) in 1.2% hydrochloric acid (10 mL) was added zinc powder; the solution was removed until bubbles no longer appeared. Then the Zn–Cu couple was washed with distilled water one time and directly used in the next step.

Freshly prepared Zn–Cu couple was added to a mixture of compound **3c** (0.19 g, 0.48 mmol) in diethyl ether (15 mL) and saturated aqueous NH₄Cl (15 mL) and then stirred for 5 h at room temperature. When the reaction was complete (monitored by TLC), the organic layer was washed successively with saturated sodium carbonate solution and saturated brine. The organic layer was dried over anhydrous magnesium sulfate and filtered. The solvent was removed to give a crude product,

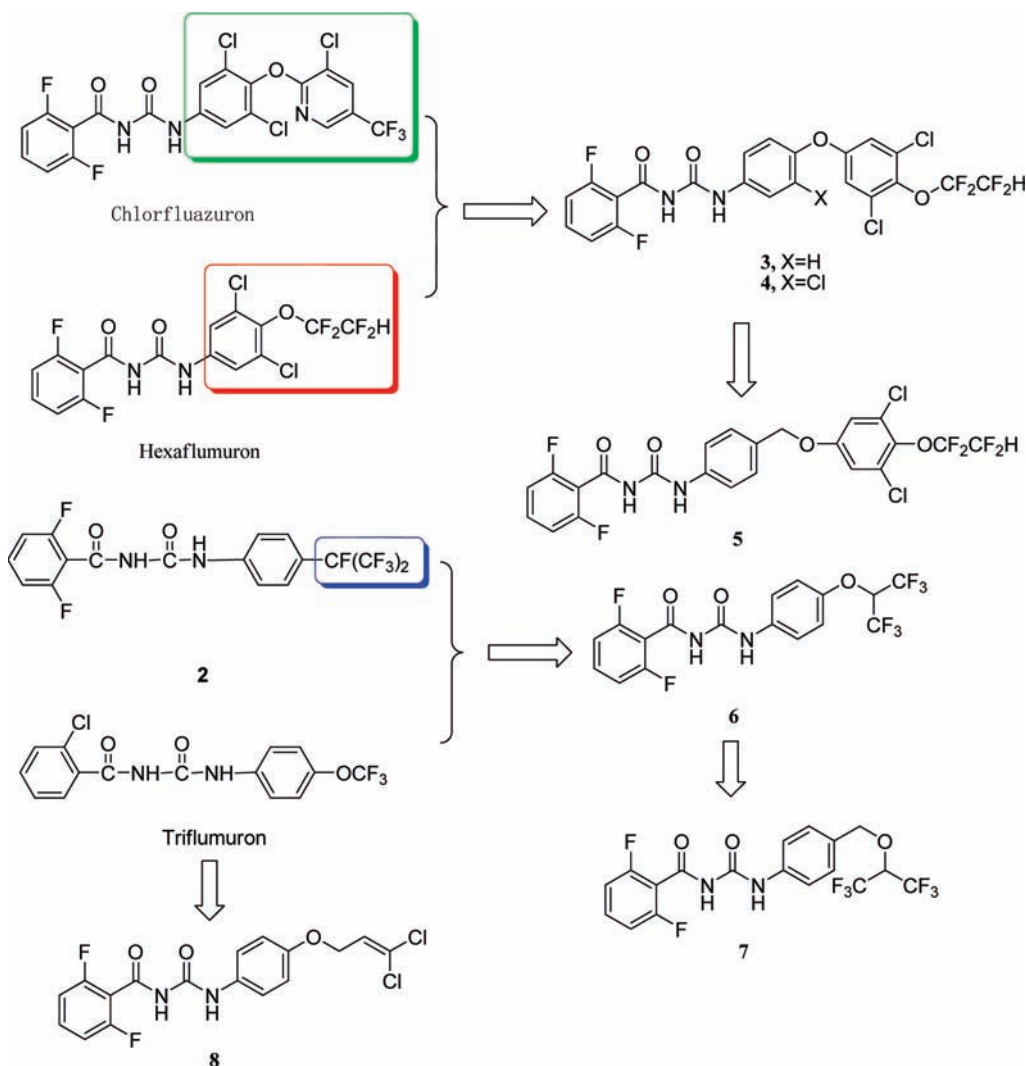


Figure 3. Design of novel fluoro-substituted benzoylphenylureas 3–8.

which was purified by flash column chromatography on silica gel using a mixture of petroleum ether (60–90 °C) and ethyl acetate (v/v = 3:1) as the eluent to give compound 3d as a brown oil (0.16 g, 91.0%): $^1\text{H NMR}$ (400 M, CDCl_3) δ 3.70 (br s, 2H, Ar- NH_2), 6.02 (tt, $^3J_{\text{HF}} = 3.3$ Hz, $^2J_{\text{HF}} = 52.9$ Hz, 1H, $\text{CF}_2\text{CF}_2\text{H}$), 6.70 (d, $^3J_{\text{HH}} = 8.7$ Hz, 2H, Ar-H), 6.86 (d, $^3J_{\text{HH}} = 8.7$ Hz, 2H, Ar-H), 6.89 (s, 2H, Ar-H).

Synthesis of *N*-(4-(3,5-Dichloro-4-(1,1,2,2-tetrafluoroethoxy)phenoxy)phenylcarbonyl)-2,6-difluorobenzamide (3). A solution of 2,6-difluorobenzoyl isocyanates (0.08 g, 0.44 mmol) in dry dichloromethane (5 mL) was added dropwise to a solution of compound 3d (0.16 g, 0.43 mmol) in dry dichloromethane (10 mL) at room temperature. The reaction stood for 2 h, and the solvent was evaporated off under reduced pressure. Then the product was purified by recrystallization from a mixture of ethyl acetate and petroleum ether (60–90 °C) (v/v = 2:1), giving target compound 3 as a white solid (0.16 g, 89.4%): mp 199–201 °C; $^1\text{H NMR}$ (400 M, CDCl_3) δ 6.04 (tt, $^3J_{\text{HF}} = 3.3$ Hz, $^2J_{\text{HF}} = 52.9$ Hz, 1H, $\text{CF}_2\text{CF}_2\text{H}$), 6.96 (s, 2H, Ar-H), 7.01–7.10 (m, 4H, Ar-H), 7.49–7.60 (m, 3H, Ar-H), 8.57 (br s, 1H, CONHAr), 10.45 (br s, 1H, ArCONHCO). Anal. Calcd for $\text{C}_{22}\text{H}_{12}\text{Cl}_2\text{F}_6\text{N}_2\text{O}_4$: C, 47.76; H, 2.19; N, 5.06. Found: C, 47.60; H, 2.17; N, 4.91.

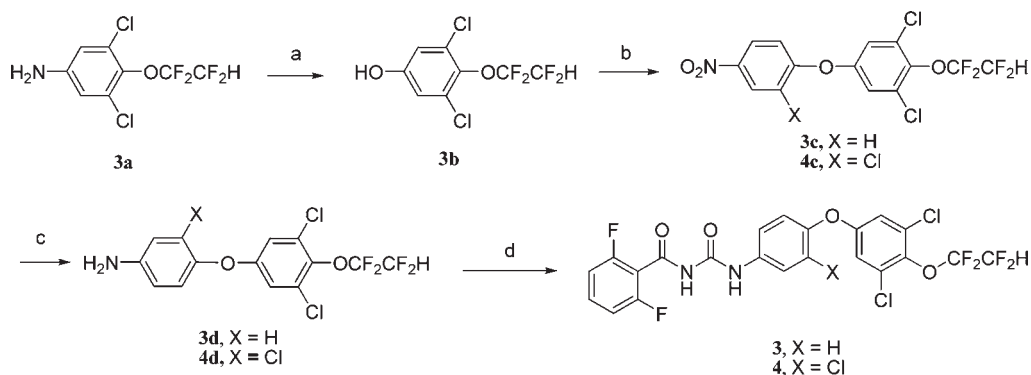
Synthesis of 1,3-Dichloro-5-(2-chloro-4-nitrophenoxy)-2-(1,1,2,2-tetrafluoroethoxy)benzene (4c). Intermediate 4c was obtained as a yellow viscous liquid (yield, 87.0%) by following the same procedure as for compound 3c: $^1\text{H NMR}$ (300 M, CDCl_3) δ 6.03 (tt, $^3J_{\text{HF}} = 3.4$ Hz, $^2J_{\text{HF}} = 52.9$ Hz, 1H, $\text{CF}_2\text{CF}_2\text{H}$), 6.86 (s, 2H, Ar-H),

6.96 (d, $^4J_{\text{HH}} = 2.6$ Hz, 1H, Ar-H), 7.55 (dd, $^4J_{\text{HH}} = 2.6$ Hz, $^3J_{\text{HH}} = 8.7$ Hz, 1H, Ar-H), 7.85 (d, $^3J_{\text{HH}} = 8.7$ Hz, 1H, Ar-H).

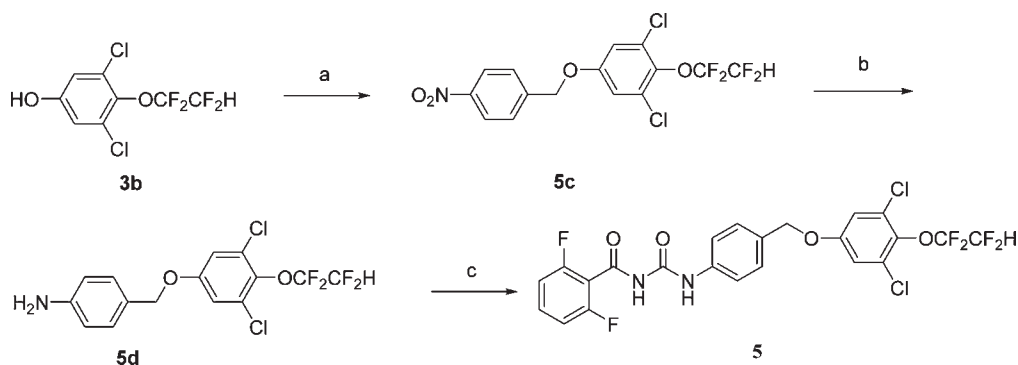
Synthesis of 3-Chloro-4-(3,5-dichloro-4-(1,1,2,2-tetrafluoroethoxy)phenoxy)aniline (4d). Compound 4d was obtained as a pale yellow viscous liquid (yield, 98.5%) by following the same procedure as for compound 3d: $^1\text{H NMR}$ (300 M, CDCl_3) δ 3.76 (br s, 2H, Ar- NH_2), 6.03 (tt, $^3J_{\text{HF}} = 3.4$ Hz, $^2J_{\text{HF}} = 52.9$ Hz, 1H, $\text{CF}_2\text{CF}_2\text{H}$), 6.60 (dd, $^4J_{\text{HH}} = 2.6$ Hz, $^3J_{\text{HH}} = 8.6$ Hz, 1H, Ar-H), 6.79 (d, $^4J_{\text{HH}} = 2.6$ Hz, 1H, Ar-H), 6.86 (s, 2H, Ar-H), 6.93 (d, $^3J_{\text{HH}} = 8.6$ Hz, 1H, Ar-H).

Synthesis of *N*-(3-Chloro-4-(3,5-dichloro-4-(1,1,2,2-tetrafluoroethoxy)phenoxy)phenylcarbonyl)-2,6-difluorobenzamide (4). Target compound 4 was obtained as a white solid (yield, 89.2%, mp 185–187 °C) by following the same procedure as for compound 3: $^1\text{H NMR}$ (400 M, CDCl_3) δ 6.05 (tt, $^3J_{\text{HF}} = 3.3$ Hz, $^2J_{\text{HF}} = 52.8$ Hz, 1H, $\text{CF}_2\text{CF}_2\text{H}$), 6.91 (s, 2H, Ar-H), 7.05–7.11 (m, 3H, Ar-H), 7.36 (dd, $^4J_{\text{HH}} = 2.5$ Hz, $^3J_{\text{HH}} = 8.7$ Hz, 1H, Ar-H), 7.49–7.57 (m, 1H, Ar-H), 7.84 (d, $^4J_{\text{HH}} = 2.5$ Hz, 1H, Ar-H), 9.13 (br s, 1H, CONHAr), 10.60 (br s, 1H, ArCONHCO). Anal. Calcd for $\text{C}_{22}\text{H}_{11}\text{Cl}_3\text{F}_6\text{N}_2\text{O}_4$: C, 44.96; H, 1.89; N, 4.77. Found: C, 45.08; H, 1.97; N, 4.89.

Synthesis of 1,3-Dichloro-5-(4-nitrobenzyloxy)-2-(1,1,2,2-tetrafluoroethoxy)benzene (5c). Intermediate 3b (0.35 g, 1.25 mmol) and NaOH (0.05 g, 1.25 mmol) were dissolved in ethanol (5 mL), and the ethanol was removed under reduced pressure. Then the solid was dissolved in DMF (10 mL) and 1-(bromomethyl)-4-nitrobenzene

Scheme 1. General Synthetic Route for Compounds 3 and 4^a

^a Reagents and conditions: (a) NaNO₂, H₂SO₄; CuSO₄; (b) 1-chloro-4-nitrobenzene for compound 3c, 1,2-dichloro-4-nitrobenzene for compound 4c, NaOH, DMF/toluene, reflux, 7 h; (c) Zn/Cu/NH₄Cl, Et₂O, 25 °C; (d) 2,6-difluorobenzoyl isocyanates, CH₂Cl₂, 25 °C.

Scheme 2. Synthetic Route for Compound 5^a

^a Reagents and conditions: (a) 1-(bromomethyl)-4-nitrobenzene, NaOH, DMF, 25 °C, 1 h; (b) Zn/Cu/NH₄Cl, Et₂O, 25 °C; (c) 2,6-difluorobenzoyl isocyanates, CH₂Cl₂, 25 °C.

(0.27 g, 1.25 mmol) was added to the solution. The mixture was stirred for 1 h, and the solvent was evaporated off under reduced pressure. Afterward, saturated brine water (10 mL) was added, and the mixture was extracted by ethyl acetate. The organic layer was dried over anhydrous magnesium sulfate and filtered. The filtrate was concentrated under reduced pressure to give a crude product, which was purified by recrystallization from a mixture of ethyl acetate and petroleum ether to give compound 5c as a pale yellow solid (0.44 g, 85.3%): mp 117–118 °C; ¹H NMR (400 M, CDCl₃) δ 5.15 (s, 2H, Ar-CH₂O), 6.04 (tt, ³J_{HF} = 3.4 Hz, ²J_{HF} = 53.0 Hz, 1H, CF₂CF₂H), 7.00 (s, 2H, Ar-H), 7.58 (d, ³J_{HH} = 8.7 Hz, 2H, Ar-H), 8.28 (d, ³J_{HH} = 8.7 Hz, 2H, Ar-H).

Synthesis of 4-((3,5-Dichloro-4-(1,1,2,2-tetrafluoroethoxy)phenoxy)methyl)aniline (5d). Compound 5d was obtained as a pale yellow viscous liquid (yield, 98.5%) by following the same procedure as for compound 3d: ¹H NMR (400 M, CDCl₃) δ 3.75 (br s, 2H, CF₂CF₂H), 4.88 (s, 2H, Ar-CH₂O), 6.02 (tt, ³J_{HF} = 3.4 Hz, ²J_{HF} = 53.0 Hz, 1H, CF₂CF₂H), 6.69 (d, ³J_{HH} = 8.3 Hz, 2H, Ar-H), 6.96 (s, 2H, Ar-H), 7.17 (d, ³J_{HH} = 8.3 Hz, 2H, Ar-H).

Synthesis of N-(4-((3,5-Dichloro-4-(1,1,2,2-tetrafluoroethoxy)phenoxy)methyl)phenyl)benzamide (5). Target compound 5 was obtained as a white solid (yield, 72.5%, mp 211–212 °C) by following the same procedure as for compound 3: ¹H NMR (400 M, CDCl₃) δ 5.00 (s, 2H, Ar-CH₂O), 6.03 (tt, ³J_{HF} = 3.3 Hz, ²J_{HF} = 53.0 Hz, 1H, CF₂CF₂H), 6.98 (s, 2H, Ar-H), 7.06 (t, ³J_{HH} = ³J_{HF} = 8.7 Hz, 2H, Ar-H), 7.37 (d, ³J_{HH} = 8.4 Hz, 2H, Ar-H), 7.49–7.57 (m, 1H, Ar-H), 7.59 (d, ³J_{HH} = 8.4 Hz, 2H, Ar-H),

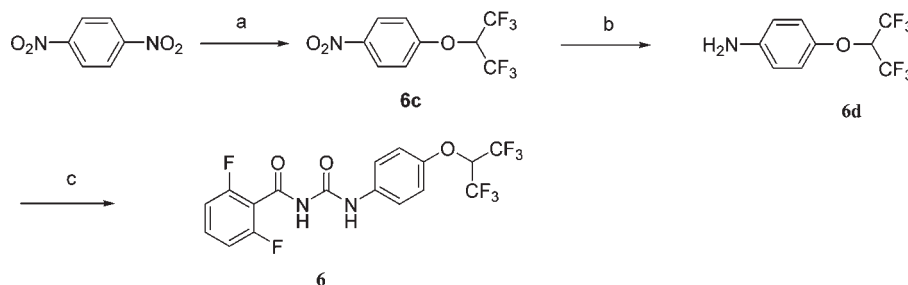
8.23 (br s, 1H, CONHAr), 10.45 (br s, 1H, ArCONHCO). Anal. Calcd for C₂₃H₁₄

Cl₂F₆N₂O₄: C, 48.70; H, 2.49; N, 4.94. Found: C, 48.53; H, 2.57; N, 4.85.

Synthesis of 1-(1,1,1,3,3,3-Hexafluoropropan-2-yloxy)-4-nitrobenzene (6c)²¹. To a solution of 1,1,1,3,3,3-hexafluoro-2-propanol (0.50 g, 2.98 mmol) and N(Bu)₄F · 3H₂O (1.53 g, 4.85 mmol) in DMF (45 mL) was added 1,4-dinitrobenzene (0.17 g, 1.01 mmol), and the mixture was stirred for 24 h at room temperature. Then 1.2% hydrochloric acid (30 mL) was added, and the mixture was extracted by diethyl ether. The organic layer was dried over anhydrous magnesium sulfate and filtered. The filtrate was concentrated under reduced pressure to give a crude product, which was purified by flash column chromatography on silica gel using a mixture of petroleum ether (60–90 °C) and ethyl acetate (v/v = 10:1) as the eluent to give compound 6c as a pale yellow solid (0.10 g, 34.5%): mp 52–53 °C; ¹H NMR (400 M, CDCl₃) δ 4.92–5.00 (m, 1H, OCH(CF₃)₂), 7.19 (d, ³J_{HH} = 9.2 Hz, 2H, Ar-H), 8.29 (d, ³J_{HH} = 9.2 Hz, 2H, Ar-H).

Synthesis of 4-(1,1,1,3,3,3-Hexafluoropropan-2-yloxy)aniline (6d). Compound 6d was obtained as a pale yellow oil (yield, 89.0%) by following the same procedure as for compound 3d: ¹H NMR (400 M, CDCl₃) δ 3.59 (br s, 2H, Ar-NH₂), 4.52–4.61 (m, 1H, OCH(CF₃)₂), 6.30 (d, ³J_{HH} = 8.8 Hz, 2H, Ar-H), 6.90 (d, ³J_{HH} = 8.8 Hz, 2H, Ar-H).

Synthesis of 2,6-Difluoro-N-(4-(1,1,1,3,3,3-hexafluoropropan-2-yloxy)phenyl)benzamide (6). Target compound 6 was obtained as a white solid (yield, 67.2%, mp 197–198 °C) by following

Scheme 3. Synthetic Route for Compound 6^a

^a Reagents and conditions: (a) tetra-*n*-butylammoniumfluoridetrihydrate (TBAF), DMF, 1,1,1,3,3,3-hexafluoropropan-2-ol (HFIP), 25 °C, 24 h; (b) Zn/Cu/NH₄Cl, Et₂O, 25 °C; (c) 2,6-difluorobenzoyl isocyanates, CH₂Cl₂, 25 °C.

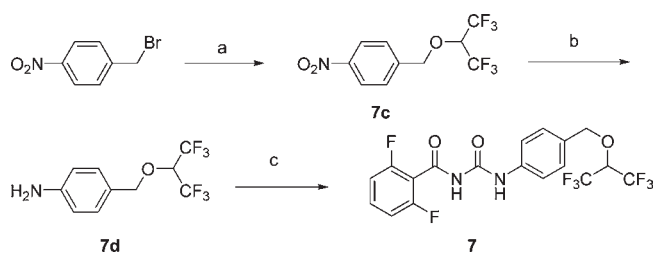
the same procedure as for compound 3: ¹H NMR (400 M, CDCl₃) δ 4.71–4.77 (m, 1H, OCH(CF₃)₂), 7.04–7.09 (m, 4H, Ar–H), 7.50–7.56 (m, 3H, Ar–H), 8.18 (br s, 1H, CONHAr), 10.39 (br s, 1H, ArCONHCO). Anal. Calcd for C₁₇H₁₀F₈N₂O₃: C, 46.17; H, 2.28; N, 6.33. Found: C, 46.07; H, 2.33; N, 6.33.

Synthesis of 1-((1,1,1,3,3,3-Hexafluoropropan-2-yl)oxy)-methyl)-4-nitrobenzene (7c). Metal sodium (0.09 g, 3.91 mmol) was added to 1,1,1,3,3,3-hexafluoro-2-propanol (5 mL), and then DMF (5 mL) and 1-(bromomethyl)-4-nitrobenzene (0.43 g, 1.99 mmol) were added and refluxed for 2 h. The solvent was removed, and water (10 mL) was added. Afterward, the mixture was extracted by ethyl acetate. The organic layer was dried over anhydrous magnesium sulfate and filtered. The filtrate was concentrated under reduced pressure to give compound 7c as a brown oil (yield, 98.8%): ¹H NMR (400 M, CDCl₃) δ 4.15–4.23 (m, 1H, OCH(CF₃)₂), 4.99 (s, 2H, ArCH₂O), 7.54 (d, ³J_{HH} = 8.7 Hz, 2H, Ar–H), 8.26 (d, ³J_{HH} = 8.7 Hz, 2H, Ar–H).

Synthesis of 4-((1,1,1,3,3,3-Hexafluoropropan-2-yl)oxy)-methyl)aniline (7d). Compound 7d was obtained as a yellow oil (yield, 90.0%) by following the same procedure as for compound 3d: ¹H NMR (400 M, CDCl₃) δ 3.75 (br s, 2H), 4.04–4.12 (m, 1H, OCH(CF₃)₂), 4.74 (s, 2H, ArCH₂O), 6.68 (d, ³J_{HH} = 8.2 Hz, 2H, Ar–H), 7.14 (d, ³J_{HH} = 8.2 Hz, 2H, Ar–H).

Synthesis of 2,6-Difluoro-*N*-(4-((1,1,1,3,3,3-hexafluoro-2-yl)oxy)methyl)phenyl)carbamoyl)benzamide (7). Target compound 7 was obtained as a white solid (yield, 27.6%, mp 174–175 °C) by following the same procedure as for compound 3: ¹H NMR (400 M, CDCl₃) δ 4.07–4.16 (m, 1H, OCH(CF₃)₂), 4.84 (s, 2H, ArCH₂O), 7.06 (t, ³J_{HH} = ³J_{HF} = 8.4 Hz, 2H, Ar–H), 7.34 (d, ³J_{HH} = 8.4 Hz, 2H, Ar–H), 7.49–7.57 (m, 1H, Ar–H), 7.57 (d, ³J_{HH} = 8.4 Hz, 2H, Ar–H), 8.54 (br s, 1H, CONHAr), 10.49 (br s, 1H, ArCONHCO). Anal. Calcd for C₁₈H₁₂F₈N₂O₃: C, 47.38; H, 2.65; N, 6.14. Found: C, 46.90; H, 3.09; N, 6.23.

Synthesis of 1-(3,3-Dichloroallyloxy)-4-nitrobenzene (8c). 4-Nitrophenol (0.28 g, 2.01 mmol) and NaOH (0.08 g, 2.00 mmol) were dissolved in ethanol (10 mL), and the ethanol was removed under reduced pressure. Then the solid was dissolved in DMF (10 mL), and 1,1,3-trichloroprop-1-ene (0.50 g, 3.45 mmol) was added to the solution. The mixture was heated to 70 °C and stirred for 2 h at this temperature. Then the solvent was evaporated off under reduced pressure, and saturated brine water (10 mL) was added. Afterward, the mixture was extracted by ethyl acetate. The organic layer was dried over anhydrous magnesium sulfate and filtered. The filtrate was concentrated under reduced pressure to give a crude product, which was purified by flash column chromatography on silica gel using a mixture of petroleum ether (60–90 °C) and ethyl acetate (v/v = 8:1) as the eluent to give compound 6c as a pale yellow solid (0.29 g, 58.5%): mp 55–56 °C; ¹H NMR (400 M, CDCl₃) δ 4.74 (d, ³J_{HH} = 6.3, 2H, OCH₂CHCCl₂), 6.15 (t, ³J_{HH} = 6.3, 1H, OCH₂CHCCl₂), 6.93 (d, ³J_{HH} = 9.2 Hz, 2H, Ar–H), 8.21 (d, ³J_{HH} = 9.2 Hz, 2H, Ar–H).

Scheme 4. Synthetic Route for Compound 7^a

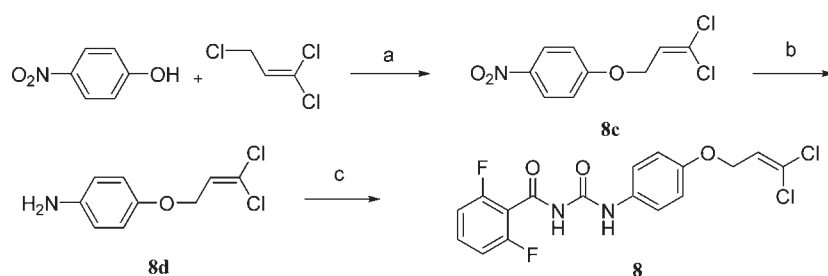
^a Reagents and conditions: (a) 1,1,1,3,3,3-hexafluoropropan-2-ol (HFIP), Na, DMF, 25 °C, 24 h; (b) Zn/Cu/NH₄Cl, Et₂O, 25 °C; (c) 2,6-difluorobenzoyl isocyanates, CH₂Cl₂, 25 °C.

Synthesis of 4-(3,3-Dichloroallyloxy)aniline (8d). Compound 8d was obtained as a yellow viscous liquid (yield, 99.5%) by following the same procedure as for compound 3d: ¹H NMR (400 M, CDCl₃) δ 4.35 (br s, 2H, Ar–NH₂), 4.57 (d, ³J_{HH} = 6.1 Hz, 2H, OCH₂CHCCl₂), 6.14 (t, ³J_{HH} = 6.1 Hz, 1H, OCH₂CHCCl₂), 6.64 (d, ³J_{HH} = 8.7 Hz, 2H, Ar–H), 6.73 (d, ³J_{HH} = 8.7 Hz, 2H, Ar–H).

Synthesis of *N*-(4-(3,3-Dichloroallyloxy)phenyl)carbamoyl)-2,6-difluorobenzamide (8). Target compound 8 was obtained as a white solid (yield, 80.2%, mp 187–188 °C) by following the same procedure as for compound 3: ¹H NMR (400 M, CDCl₃) δ 4.66 (d, ³J_{HH} = 6.2 Hz, 2H, OCH₂CHCCl₂), 6.16 (t, ³J_{HH} = 6.2 Hz, 1H, OCH₂CHCCl₂), 6.85 (d, ³J_{HH} = 9.0 Hz, 2H, Ar–H), 7.04 (t, ³J_{HH} = ³J_{HF} = 8.3 Hz, 2H, Ar–H), 7.41 (d, ³J_{HH} = 9.0 Hz, 2H, Ar–H), 7.47–7.57 (m, 1H, Ar–H), 9.01 (br s, 1H, CONHAr), 10.29 (br s, 1H, ArCONHCO). Anal. Calcd for C₁₇H₁₂Cl₂F₂N₂O₃: C, 50.89; H, 3.01; N, 6.98. Found: C, 51.03; H, 3.04; N, 7.03.

Biological Assay. All bioassays were performed on representative test organisms reared in the laboratory. The bioassay was carried out in standard conditions (temperature, 25 ± 1 °C; humidity, 60–80%; light cycle, L/D = 16:8). Assessments were made on a dead/alive basis, and mortality rates were corrected using Abbott's formula.²² Evaluations are based on a percentage scale of 0–100 in which 0 = no activity and 100 = total kill. The relative standard deviations of the test biological values were ±5%.

Larvicidal Activity against Oriental armyworm. The larvicidal activities of the target compounds 3–8 against oriental armyworm were evaluated by foliar application using the reported procedure.²³ For the foliar armyworm tests, individual corn leaves were placed on moistened pieces of filter paper in Petri dishes. The leaves were then sprayed with the test solution and allowed to dry. The dishes were infested with 10 fourth-instar oriental armyworm larvae. Percentage mortalities were evaluated 4 days after treatment. Each

Scheme 5. Synthetic Route for Compound 8^a

^a Reagents and conditions: (a) NaOH, DMF, 70 °C, 2 h; (b) Zn/Cu/NH₄Cl, Et₂O, 25 °C; (c) 2,6-difluorobenzoyl isocyanates, CH₂Cl₂, 25 °C.

treatment was performed three times. For comparative purposes, compound 2 and Hexaflumuron were tested under the same conditions.

Larvicidal Activity against Mosquito. The larvicidal activities of the target compounds 3–8 against mosquito were evaluated by using the reported procedure.²⁴ The compounds 3–8 were prepared to different concentrations by dissolving 3–8 in acetone and adding distilled water. Then 20 fourth-instar mosquito larvae were put into 10 mL of the test solution and raised for 8 days. The results were expressed by death percentage. For comparative purposes, compound 2 and Hexaflumuron were tested under the same conditions.

RESULTS AND DISCUSSION

Synthesis. Diazotization and hydrolysis of fluorine-containing intermediate 3a gave 3,5-dichloro-4-(1,1,2,2-tetrafluoroethoxy)phenol (3b) in 34% yield (Scheme 1). Then nucleophilic substitution of 1-chloro-4-nitrobenzene, 1,2-dichloro-4-nitrobenzene, or 1-(bromomethyl)-4-nitrobenzene with intermediate 3b gave intermediates 3c, 4c, and 5c, respectively (Schemes 1 and 2).²⁵ However, commonly used methods of reduction of aromatic nitro group to amino (Fe/HCl, Fe/AcOH, SnCl₂/AcOH, Na₂S, N₂H₄/Pd–C) were not suitable for the synthesis of intermediate 5d from 5c, which was decomposed in these conditions. After continuous attempts, intermediate 5d was obtained in excellent yield using a Zn/Cu couple for the reduction of the nitro-aromatics 5c in saturated aqueous NH₄Cl–Et₂O solution according to the literature.²⁶ Afterward, intermediate 5d was combined with 2,6-difluorobenzoyl isocyanate to afford target compound 5 (see Scheme 2). Intermediates 3d and 4d were obtained according to the same method used to obtain intermediate 5d and then were combined with 2,6-difluorobenzoyl isocyanate to afford target compounds 3 and 4 (see Scheme 1). Target compounds 6–8 were synthesized (see Schemes 3, 4, and 5, respectively) using methodologies similar to those employed for the preparation of compound 5.

Biological Assay. *Larvicidal Activities against Oriental Armyworm and Mosquito.* The larvicidal activities of novel fluoro-substituted benzoylphenylureas 3–8, Cao's compound 2, and commercial Hexaflumuron against oriental armyworm and mosquito were evaluated. The results (seen in Table 1) indicate that most compounds have excellent larvicidal activities against oriental armyworm and mosquito, and it was found that phenoxy or alkoxy benzoylphenylureas exhibited better larvicidal activities than phenoxymethyl or alkoxyethyl benzoylphenylureas, respectively. For example, compound 3 has 100% mortality at a concentration of 2.5 mg L⁻¹, whereas compound 5 has only 10% mortality at a concentration of 5 mg L⁻¹. Furthermore, compounds 3 and 6,

Table 1. Larvicidal Activities against Oriental Armyworm and Mosquito of Compounds 2–8 and Hexaflumuron

compd	toxicity against oriental armyworm		toxicity against mosquito	
	concn (mg L ⁻¹)	activity (%)	concn (mg L ⁻¹)	activity (%)
3	2.5	100	0.005	100
	1.0	0	0.0025	50
4	50	100	0.025	100
	25	90	0.01	80
	10	60	0.005	30
5	25	100	2	0
	10	40		
	5	10		
6	5	90	0.1	100
	2.5	80	0.05	80
	1.0	0	0.025	70
7	200	40	0.25	100
	100	10	0.1	80
	50	0	0.05	30
8	200	90	0.1	100
	100	80	0.05	70
	50	60	0.025	60
Hexaflumuron	10	80	0.25	100
2	5	100	0.01	100
	2.5	90	0.005	90
	1.0	0	0.0025	80

which are different types of BPU, exhibited higher activity than commercial Hexaflumuron. In particular, compound 3 displayed larvicidal activities against oriental armyworm and mosquito similar to those of compound 2, which was reported by Cao et al.¹⁹ At the same time, compound 4 exhibited lower activity than compound 3 with a 3-chlorine substituent at the aniline ring of compound 3.

In summary, a group of benzoylphenylureas with fluorinated substituents at the anilide moiety were designed and synthesized,

and their structures were characterized by ^1H NMR and elemental analysis. The larvicidal activities against oriental armyworm and mosquito of these novel fluoro-substituted benzoylphenylureas were evaluated. The result shows that most compounds exhibited excellent larvicidal activities against oriental armyworm and mosquito. Surprisingly, compounds **3** and **6** exhibited higher activities against oriental armyworm and mosquito than commercial Hexaflumuron. It can be further seen that the insecticidal activities would increase significantly by the introduction of fluorinated substituents into the structure of the designed benzoylphenylureas.

AUTHOR INFORMATION

Corresponding Author

*Phone: +86-(0)22-23499842. Fax: +86-(0)22-23499842. E-mail: wang98h@263.net or wangqgm@nankai.edu.cn.

Funding Sources

This work was supported by the National Key Project for Basic Research (2010CB126106) and the National Natural Science Foundation of China (21072109).

REFERENCES

- (1) Oerke, E. C.; Dehne, H. W. Safeguarding production-losses in major crops and the role of crop. *Crop Prot.* **2004**, *23*, 275–285.
- (2) Yamazaki, T.; Taguchi, T.; Ojima, I. In *Fluorine in Medicinal Chemistry and Chemical Biology*, 1st ed.; Ojima, I., Ed.; Wiley: West Sussex, U.K., 2009; pp 3–46.
- (3) Hagemann, W. K. The many roles for fluorine in medicinal chemistry. *J. Med. Chem.* **2008**, *15*, 4359–4369.
- (4) Filler, R.; Saha, R. Fluorine in medicinal chemistry: a century of progress and a 60-year retrospective of selected highlights. *Future Med. Chem.* **2009**, *1*, 777–791.
- (5) Wu, J. J.; Cao, S. Multicomponent reactions based on fluoro-containing building blocks. *Curr. Org. Chem.* **2009**, *13*, 1791–1804.
- (6) Xu, X. Y.; Qian, X. H.; Li, Z.; Huang, Q. C.; Chen, G. Synthesis and insecticidal activity of new substituted *N*-aryl-*N'*-benzoylthiourea compounds. *J. Fluorine Chem.* **2003**, *121*, 51–54.
- (7) Qian, X. H. Quantitative studies on structure–activity relationship of sulfonylurea and benzoylphenylurea type pesticides and their substituents' bioisosterism using Synthons' activity contribution. *J. Agric. Food Chem.* **1999**, *47*, 4415–4418.
- (8) Cao, S.; Lu, D. L.; Zhao, C. M.; Li, L. N.; Huang, Q. C.; Qian, X. H. An efficient and practical method for the synthesis of 1-(2,6-difluorobenzoyl)-3-[2'-alkyl-3'-oxypyridazin-4'-yl]ureas as potential chitin synthesis inhibitors. *Monatsh. Chem.* **2006**, *137*, 779–784.
- (9) Yoon, C. J.; Yang, O. S.; Kang, H.; Kim, G. H. Insecticidal properties of bistrifluron against sycamore lace bug, *Corythucha ciliata* (Hemiptera: Tingidae). *J. Pestic. Sci.* **2008**, *33*, 44–50.
- (10) Sun, R. F.; Li, Y. Q.; Lü, M. Y.; Xiong, L. X.; Wang, Q. M. Synthesis, larvicidal activity, and SAR studies of new benzoylphenylureas containing oxime ether and oxime ester group. *Bioorg. Med. Chem. Lett.* **2010**, *20*, 4693–4699.
- (11) Nakagawa, Y.; Izumi, K.; Oikawa, N.; Kurozumi, A.; Iwamura, H.; Fujita, T. Quantitative structure-activity relationships of benzoylphenylurea larvicides: VII. Separation of effects of substituents in the multisubstituted anilide moiety on the larvicidal activity against *Chilo suppressalis*. *Pestic. Biochem. Physiol.* **1991**, *40*, 12–26.
- (12) Luteijn, J. M.; Tipker, J. A note on the effects of fluorine substituents on the biological activity and environmental chemistry of benzoylphenylureas. *Pestic. Sci.* **2006**, *17*, 456–458.
- (13) Riggerink, R. H.; Sbragia, R. J. Substituted *N*-aroyl *N'*-phenyl urea compounds. U.S. Patent 4468405, 1984.
- (14) Anderson, M. Pesticidal benzoylurea compounds. U.S. Patent 4698365, 1987.
- (15) Hausermann, W.; Maurer, M.; Friedel, T. *N*-3-(5-Trifluoromethyl-pyridyl-2-oxy)phenyl-*N'*-benzoylureas for combating helminths in livestock. EP 230400, 1990.
- (16) Haga, T.; Toki, T.; Koyanagi, T.; Nishiyama, R. Quantitative structure–activity relationships of benzoyl (pyridyl-oxyphenyl) urea insecticides. *J. Pestic. Sci.* **1985**, *10*, 217–223.
- (17) Jozef, D.; Eric, F.; Dieter, L.; Francis, B. New optically active insecticides (+)-*N*-2,6-difluorobenzoyl-*N'*-4-(1,1,2,3,3,3-hexafluoropropoxy)-2,5-dichlorophenylurea. DE 4000335, 1990.
- (18) Sbragia, R. J.; Johnson, G. W.; Karr, L. L. Benzoylphenylurea insecticides and methods of using certain benzoylphenylureas to control cockroaches, ants, fleas, and termites. U.S. Patent 5886221, 1999.
- (19) Zhang, J.; Tang, X. H.; Ishaaya, I.; Cao, S.; Wu, J. J.; Yu, J. L.; Li, H.; Qian, X. H. Synthesis and insecticidal activity of heptafluoroisopropyl-containing benzoylphenylurea structures. *J. Agric. Food Chem.* **2010**, *58*, 2736–2740.
- (20) Meazza, R. F.; Bettarini, F. Synthesis and bioactivity of some fluorine-containing benzoyl arylureas. Part I: Insecticidal-acaricidal products in which the aryl group bears a trifluoromethyl-substituted alkyl or alkenyl side chain. *Pestic. Sci.* **1992**, *35*, 137–144.
- (21) Tejero, I.; Huertas, I.; Lafont, A. G.; Lluch, J. M.; Marquet, J. A fast radical chain mechanism in the polyfluoroalkoxylation of aromatics through NO_2 group displacement. Mechanistic and theoretical studies. *J. Org. Chem.* **2005**, *70*, 1718–1725.
- (22) Abbott, W. S. A method of computing the effectiveness of an insecticide. *J. Econ. Entomol.* **1925**, *18*, 265–267.
- (23) Hsu, A. C.; Murphy, R. A.; Aller, H. E.; Hamp, D. W.; Weinstein, B. Insecticidal *N'* substituted-*N*-*N'*-disubstituted-hydrazines. U.S. Patent 5117057, 1992.
- (24) Chen, L.; Huang, Z. Q.; Wang, Q. M.; Shang, J.; Huang, R. Q.; Bi, F. C. Insecticidal benzoylphenylurea-*S*-carbamate: a new propeptide with two effects of both benzoylphenylureas and carbamates. *J. Agric. Food Chem.* **2007**, *55*, 2659–2663.
- (25) Fan, D. J. Method of preparing *P*-hydroxy methylphenyl ether with *P*-amino methylphenyl ether. CN 1348946, 2002.
- (26) López-Prados, J.; Cuevas, L. F.; Reichardt, N. C.; de Paz, J. L.; Morales, E. Q.; Martín-Lomas, M. M. Design and synthesis of inositol-phosphoglycan putative insulin mediators. *Org. Biomol. Chem.* **2005**, *3*, 764–786.